


Beginning Sounds


Circle the letter that is found at the beginning of each word.




R U F




T C W



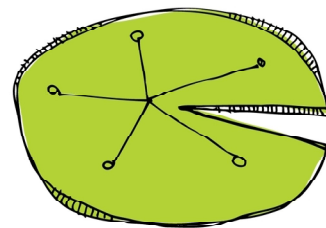
B F S



B P R





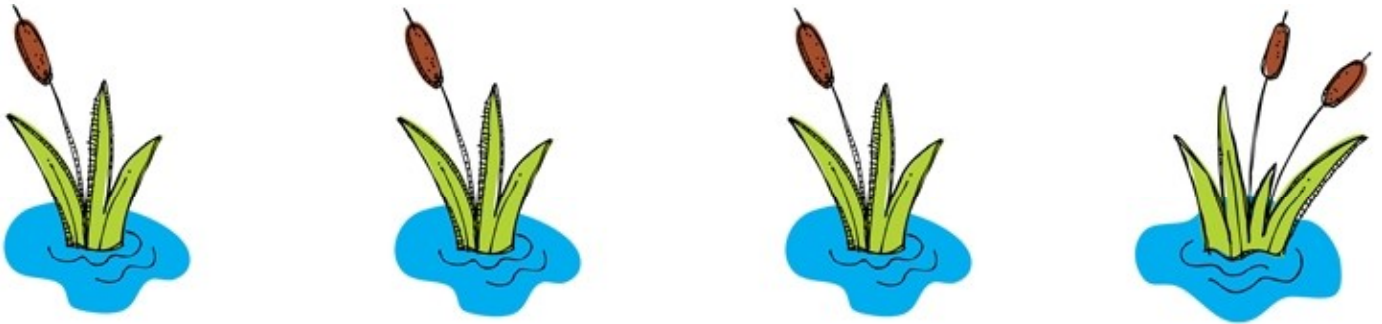

D V G



F P L



What's Different?

In each box, circle the picture that is DIFFERENT.





1

6





2

7





3

8





4

9



5



10



Laminate and cut out the cards on this page.
Draw a number card. Place it in the box on the counting page.
Count out the correct number of pictures to place on the page.

Counting Cards

How Many Frogs?



Adding Frogs

Place this sheet in a page protector. Use a dry erase marker to write the numbers.
Roll a number die and write the number in Box 1. Place the correct number of pictures on the page.
Roll again and write the number in Box 2. Place the correct number of pictures on the page.
Count how many pictures there are in all. Write the sum of your addition problem in Box 3.

+

=

Find The Letter

Find the F and f letters hidden in the picture.

