

## Memory Game

To play the Memory Game, print two copies of this page. Glue to cardstock, laminate, and cut into playing pieces. Play as you would play any memory match game.

# Letter Sort

Cut out the letters.  
Sort and glue each letter into the correct box.



UPPERCASE




lowercase


F	f	F	F
f	F	f	f


# Find The Missing Number

Use the number cards or a dry erase marker to fill in the missing number in each box.

	4	5	6
---	---	---	---

5	6		8
---	---	--	---

7	8		10
---	---	--	----

1		3	4
---	---	---	---

Little Monkey Printables <http://mamasmonkeys.blogspot.com>

9
---

7
---

2
---

3
---

# Counting Practice


Circle the SECOND frog.




Draw a line under the FOURTH lily pad.




Put an X over the SIXTH cattail.



Circle the FIRST dragonfly.

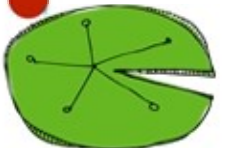
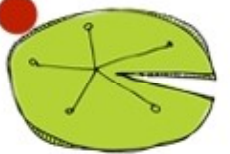



Put an X over the THIRD frog.



# Prewriting Practice


Help the frogs get to the lily pads.








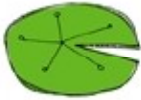


### Roll and Graph Activity

Print, fold, and glue the picture cube. Roll the cube, then color in the correct box on the graph, starting from the bottom. Continue rolling and coloring until you've rolled ten of one picture...or until your child runs out of patience. When you're finished, use the graphing questions page to answer questions about the graph.



# Roll & Graph

10						
9						
8						
7						
6						
5						
4						
3						
2						
1						
						

# Roll and Graph Questions

Circle the one that has the MOST boxes filled in.





Circle the one that has the LEAST boxes filled in.



How Many?




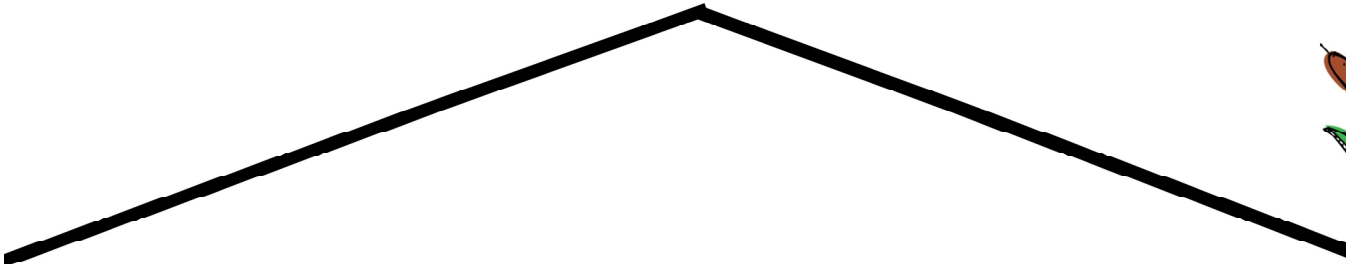



Which Has More?



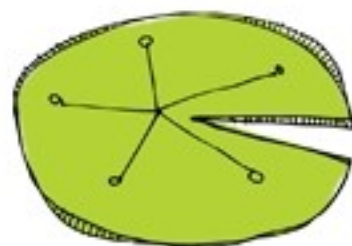


# Scissors Skills

Cut along each line to reach the picture.



# Shadow Matching





# Shape Matching Cards





Laminate and cut out the cards.

Match each picture card with the correct shape card.





<http://mamasmonkeys.blogspot.com>





**Size  
Sequence**

# Let's Sort!

FROGS

CATTAILS AND LILYPADS



<http://mamasmonkeys.blogspot.com>

