


I can ...


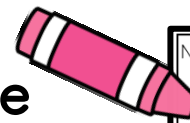


1. Pick a worksheet, die and crayons.

2. Roll the die. Identify the number and color word.




3. Find the crayon that matches the color word on the die. Count and color the correct amount of ice cream.



4. Play until all of the ice cream is colored.


5. Complete the recording sheet.



Name _____

Ice Cream Color Roll

Directions: Roll the die. Color the ice cream cones.




Name _____

Ice Cream Color Roll


Directions: Count the pictures of the ice cream cones that are colored on the Ice Cream Color Roll sheet. Write the number.




pink




blue




yellow




green



brown



purple



Circle and color the ice cream cone that has the most.



pink



purple



blue



brown



yellow



green

Circle and color the ice cream cone that has the least.



pink



purple



blue



brown



yellow




green



Color 1 pink.




Color 2 brown.



Color 2 blue.



Color 3 yellow.



Color 3 purple.



Color 1 green.