

# Birdhouse

Name \_\_\_\_\_


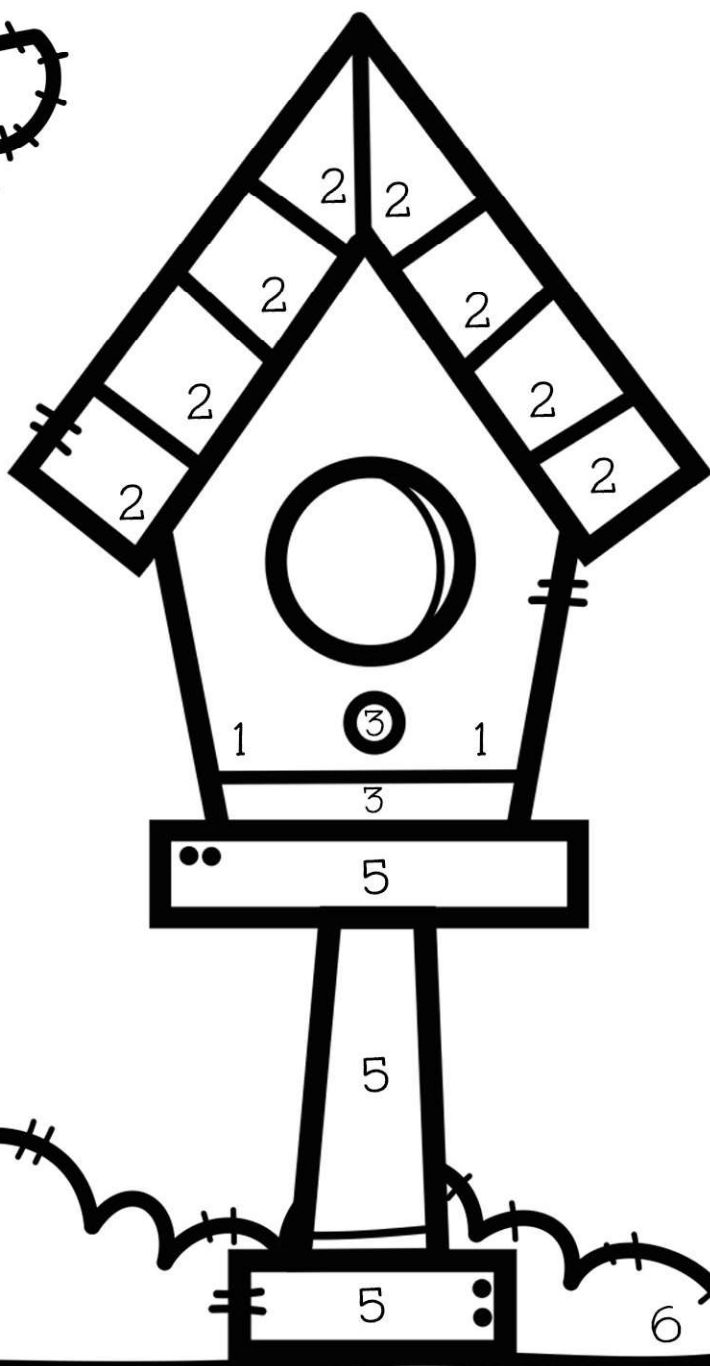
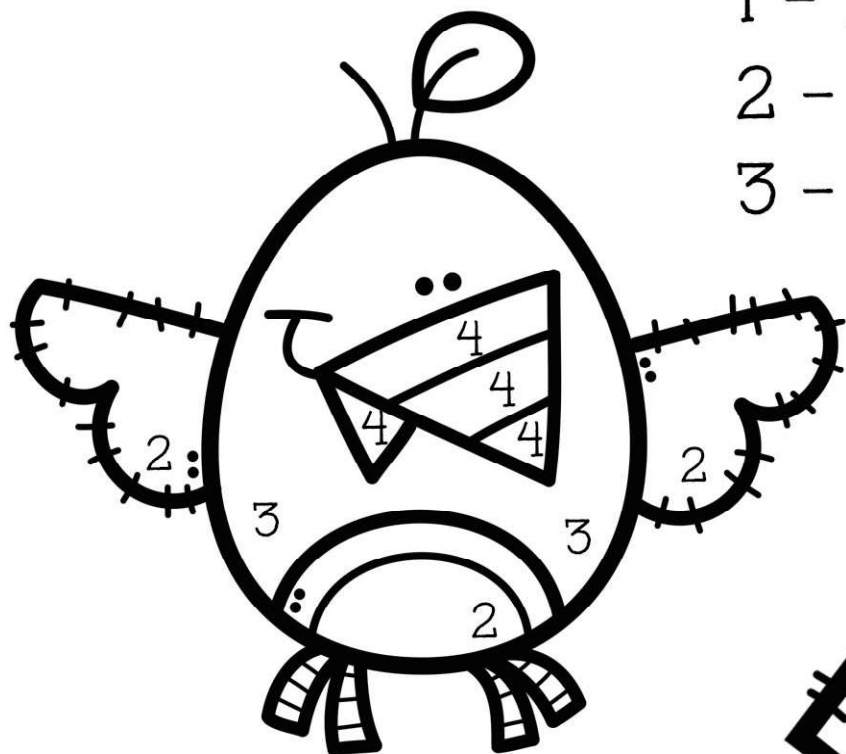
## Color by Number


Directions: Use the code to color the pictures.

1 - Yellow      4 - Orange

2 - Red        5 - Brown

3 - Blue       6 - Green

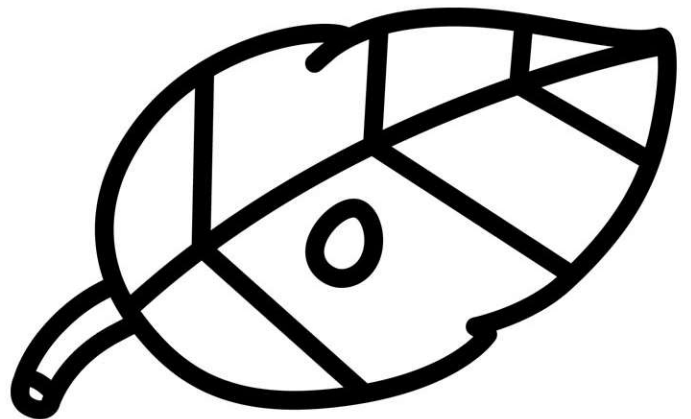






Name \_\_\_\_\_

# Life of a Butterfly Sequence Story

Directions: Write 1, 2, 3, and 4 to show the correct sequence of the story. Color the pictures.


















Name \_\_\_\_\_

# Catching Bugs

## Number Order

Directions: Color the bugs. Cut and paste the bugs in the correct number order.











Name \_\_\_\_\_

# Spring Flowers

## Alphabet Matching

Directions: Trace the letters. Fill in the blank on each flower with the matching letter. Color the pictures.











Name \_\_\_\_\_

# Spring Flowers

## Alphabet Matching

Directions: Trace the letters. Fill in the blank on each flower with the matching letter. Color the pictures.





Name \_\_\_\_\_

# Capital or Lowercase Flowers

Directions: Follow the instructions to color the flowers.

Color the flowers with capital letters.

A large rectangular box containing a bee on the left and several flowers with letters inside. The letters are: N, J, S, b, o, L, e, R, i, h, I, D, A, Q, P, c, K, T, f.

Color the flowers with lowercase letters.

A large rectangular box containing a bee on the left and several flowers with letters inside. The letters are: e, R, a, H, t, d, y, W, E, m, I, F, U, S, g, b, x, J, n.

Name \_\_\_\_\_

# Spring Flowers Alphabet

Directions: Trace the letters. Fill in the missing letters.  
Color the pictures.

