






### **Other materials needed:**

- cheese: yellow paper cut into small strips
- onions: purple paper cut into small strips
- peppers: green paper cut into small strips
- paper plates
- brown paint
- red paint


### **Prior to making the craft:**

- Have students paint their paper plates and allow ample dry time.
















Print on brown (if you don't have paper plates – use this as the crust).



Print on red for pepperonis.




Print on grey or light brown for mushrooms.






Print on black for olives.



Print on brown for sausage.



Print on red for heart shaped pepperonis for Valentine's Day.

