





Same or Different

Name _____

Directions: Color the two items that are the same on each line.



Name _____

Transportation


Beginning Sounds




Directions: Fill in the circle with the beginning sound for each picture. Then color the pictures.




b t r




h e n




a j c




v g p




b w i




m s t



b o p



d h r




















e f k




Name _____

Count & Color Flowers

Directions: Read the number in the watering can. Count and color that number of flowers.


 6 	 3 	 1 
 5 		 7 
 9 	 4 	 8 




Flower Garden Counting

Name _____


Directions: Color and count the pictures. Fill in the correct circle.




- 1
- 2
- 3




- 7
- 6
- 4



- 3
- 5
- 6



- 5
- 3
- 4



- 3
- 1
- 2







- 4
- 3
- 5







Name _____

Spring Things Graphing

Directions: Find each item in the box below. Color a square for each one you find. Then write how many you found.






In the City

Name _____

Order by Height

Directions: Cut and paste the buildings, shortest to tallest.

--	--	--	--




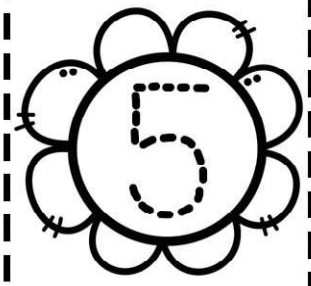









Name _____

Flower Garden Counting



Directions: Trace the numbers. Paste the missing numbers in order in the garden. Color the pictures.





Name _____

Flower Garden Patterns

Directions: Color the pictures. Cut and paste the pictures to finish the patterns.

